

# Welcome to the Year 1 Phonic Parent Workshop

COOMBE HILL INFANTS' SCHOOL

*Learn together, grow together*

[www.coombehillinants.com](http://www.coombehillinants.com)






**A love of reading is the biggest indicator  
of future academic success.**

OECD (The Organisation for Economic Co-operation and Development)



# Reading at CHI



Building the  
skill

Building the  
will



Learning to read and reading to learn



# Little Wandle Letters and Sounds Revised

Our school has chosen *Little Wandle Letters and Sounds Revised* as our systematic, synthetic phonics (SSP) programme to teach early reading and spelling.



TM



**Phonics is:**

**making connections between the sounds  
of our spoken words and the letters that  
are used to write them down.**



# Words you might hear your child talk about!

**Phoneme – a sound**

**Grapheme – a letter or group of letters that represent a phoneme**

**Digraph – two letters that represent a sound**

**Trigraph – three letters that represent a sound**

S

oi

igh

# Words you might hear your child talk about!

**Split digraph – a digraph split up by a consonant**

a-e

i-e

e-e

o-e

u-e

**Blend – combining individual sounds into a word**

**Segment – identifying each of the individual sounds in a word**

**Chunking – strategy used to break up longer words**

windmill

# Phase 5: We are learning to grow the code!

Grow the code grapheme mat Phase 2, 3 and 5

 s ss c se ce st sc	 t tt	 p pp	 n nn kn gn	 m mm mb	 d dd	 g gg	 c ck cc ch	 r rr wr	 h
 b bb	 f ff ph	 l ll le al	 j jg dge ge	 v vv ve	 w wh	 x	 y zz s se ze	 z zz s se ze	 qu
 ch tch ture	 sh ch ti ssi si ci	 th	 ng	 nk	 a ea	 e ea	 i y	 o a	 u o-e ou

Grow the code grapheme mat Phase 2, 3 and 5

 ai ay a a-e eigh aigh ey ea	 ee ea e e-e ie y ey	 igh ie i i-e y	 oa o o-e ou oe ow	 oo ue u-e ew ou ui	yoo ue u u-e ew	 oo u* oul	 ar a* al*
 or aw au aur oor al a oar ore	 ur er ir or	 ow ou	 oi oy	 ear ere eer	air are ere ear	zh su si	

\*depending on regional accent



How to say Phase 5 sounds

# Reading words

Children will be able to:

- blend independently
- blend in their heads with increasing fluency and confidence.

They will also begin to distinguish between different phonemes/graphemes.



# Tricky words:

- Have unusual spellings e.g. was, people
- Are taught in a systematic way
- The tricky part is identified in the word

Children are now learning to read Phase 5 tricky words.

These will be shared on google classroom each week.





# Spelling

# Spelling



- This term, your child will be taught how to spell words every day using the graphemes they have been taught so far.
- They will practise writing a dictated sentence.
- Handwriting is referred to but is taught at other times of the day.



# Spelling

- Say the word.
- Segment the sounds.
- Count the sounds.
- Write them down.

Grow the code grapheme mat Phase 2, 3 and 5

S	t	p	n	m	d	g	c	r	h
ss	tt	pp	nn	mm	dd	gg	ck	rr	
c			kn	mb			cc	wr	
se			gn				ck		
ce							cc		
st							ch		
sc									
b	f	l	j	v	w	x	y	z	qu
bb	ff	ll	jj	vv	ww	xx	yy	zz	qu
	ph	le	dge	ve	wh			ss	
		al	ge					se	
								ze	
ch	sh	th	ng	nk	a	e	i	o	u
tch	ch				ea		y	oa	ou
ture	ti								
	ssi								
	si								
	ci								

Grow the code grapheme mat Phase 2, 3 and 5

ai	ee	igh	oa	oo	yoo	oo	ar
ay	ea	ie	o	ue	u	u*	a*
a	e	i	o-e	u-e	u	oul	al*
a-e	e-e	i-e	ou	ew	u-e		
eigh	ie	y	oe	ou	ew		
aigh	y	ow	ow	ui			
ey	ey						
ea							
or	ur	ow	oi	ear	zh		
aw	er	ou	oy	ere	air	su	
au	ir			ere	are	si	
oor	or			ear	ere		
oor				ear	ere		
al							
a							
oar							
ore							

\*Depending on regional accents.





# Reading

# Teaching reading

- Three reading sessions a week
- Taught in a small group
- Decoding
- Prosody
- Comprehension
- We aim for automaticity and fluency





# Supporting your child at home

# Google classroom



## Year 1 Phonics home learning

Phase 5 Autumn term

Phonemes we have learnt this week:

ay (ai play)	ou (ou cloud)
oy (oi joy)	ea (ee treat)

Words to read and write:

day	cloud	joy	each
play	proud	boy	treat
spray	found	annoy	heap

Tricky words to read and write (tricky part underlined):

s <u>ai</u> d	s <u>ay</u> s	y <u>ou</u>	d <u>o</u>
l <u>i</u> ke	l <u>itt</u> le	p <u>u</u> ll	f <u>u</u> ll

We share:

- New graphemes from the week
- Words with the new graphemes
- Tricky words (with the tricky part identified)



# Phonics flashcards to purchase

Harper Collins and amazon sell phonics flashcards for £6.99

Little Wandle at home phonics flashcards year 1



Phase 5 (Year 1)



# Supporting your child with phonics

## Visit the website:

<https://www.littlewandlelettersandsounds.org.uk/>



Login 

Join

Book a free briefing

What's included?  Membership  For parents For English Hubs Everybody read! Work with us About 

### Videos



Phase 2 sounds taught in Reception Autumn 1



Phase 2 sounds taught in Reception Autumn 2



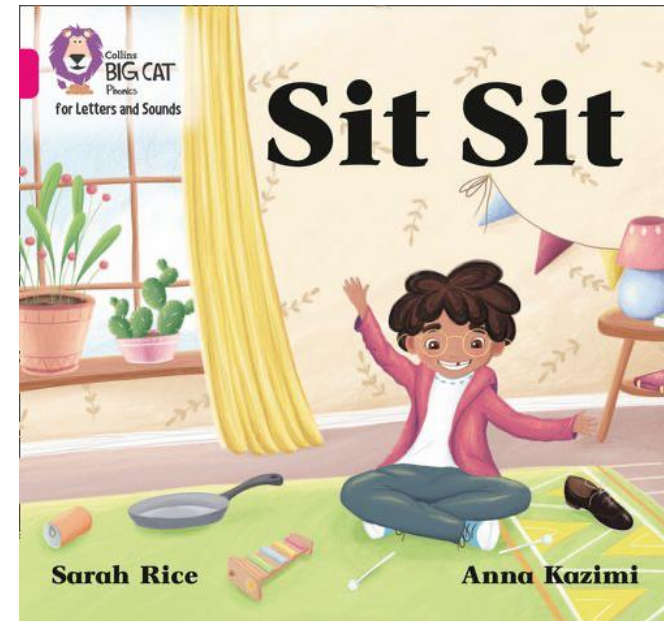
Phase 3 sounds taught in Reception Spring 1



How to say Phase 5 sounds

# Listening to your child read their phonics book

- Your child should be able to read their book without your help.
- If they can't read a word, you can remind them to blend in their head or read it to them.
- Discuss new vocabulary.
- Talk about the book and celebrate their success!






# Reading together



Here's how many words children would have heard by the time they were 5 years old:

Never read to,  
4,662 words;  
1–2 times per week,  
63,570 words;  
3–5 times per week,  
169,520 words;  
daily,  
296,660 words;  
five books a day





Any questions?